




Individual Results

Phase 3
















Lignieres - 28/06/2015 - Lignieres (FRA) 28-06-2015 - Scratch 120km :36km 80 Riders














RANK	NUM.	AV. SPEED	NAT.	PHASE	RANK	ARRIVAL	IN TIME	RECOV. T.	PH. SPEED	BPM	AV. SPEED	TOTAL REC.	LAP/LEAD
1	101	19.615	Dep. : 14:11:18	1	4	08:46:52	08:49:15	00:02:23	19.771	55	19.771	00:02:23	00:00:06
Sh. Mohammed Bin Mubarak AL KHALIFA				2	1	11:09:02	11:11:53	00:02:51	19.877	52	19.822	00:05:14	00:00:00
KELALLIE DE LA CURE				3	1	13:18:38	13:21:18	00:02:40	19.124	56	19.615	00:07:54	00:00:00
- CEI -												Total Riding Time: 05:01:18	
2	103	19.612	Dep. : 14:11:21	1	5	08:46:53	08:49:20	00:02:27	19.756	59	19.756	00:02:27	00:00:11
Hussain Mohamed Arif AL NAYEF				2	2	11:09:03	11:11:58	00:02:55	19.877	51	19.814	00:05:22	00:00:05
TARABIC CARL				3	2	13:18:39	13:21:21	00:02:42	19.131	53	19.612	00:08:04	00:00:03
Lap / preceding :00:00:03												Total Riding Time: 05:01:21	
3	139	19.526	Dep. : 14:12:40	1	11	08:46:59	08:50:19	00:03:20	19.580	59	19.580	00:03:20	00:01:10
Sunny DEMEDY				2	5	11:09:25	11:13:48	00:04:23	19.713	64	19.645	00:07:43	00:01:55
MAJ D'ELL				3	3	13:18:37	13:22:40	00:04:03	19.242	64	19.526	00:11:46	00:01:22
Lap / preceding :00:01:19												Total Riding Time: 05:02:40	
4	149	19.230	Dep. : 14:17:20	1	7	08:46:54	08:49:44	00:02:50	19.684	63	19.684	00:02:50	00:00:35
Roman LAFAURE				2	7	11:09:18	11:14:39	00:05:21	19.444	63	19.567	00:08:11	00:02:46
SENJAB DU PETIT ROUX				3	4	13:19:50	13:27:20	00:07:30	18.450	63	19.230	00:15:41	00:06:02
Lap / preceding :00:04:40												Total Riding Time: 05:07:20	
5	113	19.180	Dep. : 14:18:08	1	14	08:46:57	08:51:30	00:04:33	19.372	64	19.372	00:04:33	00:02:21
Ali Abdulla BUSAFAR				2	11	11:09:04	11:18:10	00:09:06	19.125	62	19.251	00:13:39	00:06:17
J S CHABLIS				3	5	13:18:55	13:28:08	00:09:13	19.007	62/41	19.180	00:22:52	00:06:50
Lap / preceding :00:00:48												Total Riding Time: 05:08:08	
6	185	19.099	Dep. : 14:19:26	1	15	08:48:04	08:52:12	00:04:08	19.251	60	19.251	00:04:08	00:03:03
JEREMY LAMORINIERE				2	8	11:09:29	11:15:29	00:06:00	19.752	63	19.491	00:10:08	00:03:36
RAYAN EL KABYLE				3	6	13:23:24	13:29:26	00:06:02	18.201	63	19.099	00:16:10	00:08:08
Lap / preceding :00:01:18												Total Riding Time: 05:09:26	
- AMA - LAMORINIERE JEREMY												Total Riding Time: 05:09:26	
7	159	19.063	Dep. : 14:20:01	1	12	08:47:57	08:50:22	00:02:25	19.571	63	19.571	00:02:25	00:01:13
Nicolas ORESTE				2	9	11:10:53	11:16:18	00:05:25	19.257	55	19.417	00:07:50	00:04:25
TEQUILA DU BIBAL				3	7	13:23:23	13:30:01	00:06:38	18.247	63	19.063	00:14:28	00:08:43
Lap / preceding :00:00:35												Total Riding Time: 05:10:01	
8	140	19.040	Dep. : 14:20:24	1	8	08:47:11	08:50:10	00:02:59	19.607	63	19.607	00:02:59	00:01:01
Cecile DEMIERRE				2	6	11:09:26	11:14:20	00:04:54	19.584	63	19.596	00:07:53	00:02:27
RAPIDO DU POUY				3	8	13:18:39	13:30:24	00:11:45	17.800	59	19.040	00:19:38	00:09:06
Lap / preceding :00:00:23												Total Riding Time: 05:10:24	
9	134	18.431	Dep. : 14:30:39	1	22	08:51:29	08:55:17	00:03:48	18.736	60	18.736	00:03:48	00:06:08
Geraldine BRAULT				2	14	11:23:42	11:27:33	00:03:51	18.171	62	18.457	00:07:39	00:15:40
SOUOUROUD ARMOR				3	9	13:36:41	13:40:39	00:03:58	18.367	64	18.431	00:11:37	00:19:21
Lap / preceding :00:10:15												Total Riding Time: 05:20:39	
10	154	18.320	Dep. : 14:32:36	1	17	08:51:27	08:53:34	00:02:07	19.020	57	19.020	00:02:07	00:04:25
Klervi LEFEVRE				2	13	11:23:41	11:26:00	00:02:19	18.144	57	18.584	00:04:26	00:14:07
OATARES DE BEAULIEU				3	10	13:36:42	13:42:36	00:05:54	17.702	64	18.320	00:10:20	00:21:18
Lap / preceding :00:01:57												Total Riding Time: 05:22:36	
- CEI -												Total Riding Time: 05:22:36	






RANK	NUM.	AV. SPEED	NAT.	PHASE	RANK	ARRIVAL	IN TIME	RECOV. T.	PH. SPEED	BPM	AV. SPEED	TOTAL REC.	LAP/LEAD
11	163	18.209	Dep.: 14:34:34	1	27	08:56:16	08:59:18	00:03:02	18.106	58	18.106	00:03:02	00:10:09
Emmanuelle RIONDE				2	17	11:30:10	11:33:50	00:03:40	17.811	63	17.962	00:06:42	00:21:57
AFFA DE LAP				3	11	13:40:24	13:44:34	00:04:10	18.846	59	18.209	00:10:52	00:23:16
Lap / preceding :00:01:58													
- CEI -				Total Riding Time: 05:24:34									
12	118	17.934	Dep.: 14:39:33	1	25	08:51:30	08:58:57	00:07:27	18.159	61	18.159	00:07:27	00:09:48
Jordi ARBOIX SANTACREU				2	16	11:29:20	11:32:52	00:03:32	17.908	63	18.036	00:10:59	00:20:59
AINHOA FLASH				3	12	13:45:36	13:49:33	00:03:57	17.687	64	17.934	00:14:56	00:28:15
Lap / preceding :00:04:59													
- CEI -				Total Riding Time: 05:29:33									
13	127	17.831	Dep.: 14:41:27	1	34	09:00:28	09:02:03	00:01:35	17.698	58	17.698	00:01:35	00:12:54
Virginie ATGER				2	19	11:32:30	11:34:30	00:02:00	18.141	56	17.910	00:03:35	00:22:37
ULZANE DE MARJO				3	13	13:49:12	13:51:27	00:02:15	17.638	61	17.831	00:05:50	00:30:09
Lap / preceding :00:01:54													
- CEI -				Total Riding Time: 05:31:27									
14	117	17.788	Dep.: 14:42:15	1	32	08:57:52	09:01:53	00:04:01	17.722	43	17.722	00:04:01	00:12:44
Louna SCHUITEN				2	22	11:32:11	11:36:34	00:04:23	17.788	51	17.754	00:08:24	00:24:41
SHANA DE RENDPEINE				3	14	13:49:10	13:52:15	00:03:05	17.872	59	17.788	00:11:29	00:30:57
Lap / preceding :00:00:48													
- CEI -				Total Riding Time: 05:32:15									
15	156	17.758	Dep.: 14:42:48	1	36	09:00:30	09:02:21	00:01:51	17.654	61	17.654	00:01:51	00:13:12
Clementine MANOHA				2	20	11:32:30	11:35:08	00:02:38	18.088	57	17.862	00:04:29	00:23:15
ESUS DE MARAVAL				3	15	13:49:13	13:52:48	00:03:35	17.509	64	17.758	00:08:04	00:31:30
Lap / preceding :00:00:33													
- CEI -				Total Riding Time: 05:32:48									
16	148	17.662	Dep.: 14:44:37	1	30	08:59:37	09:01:46	00:02:09	17.739	64	17.739	00:02:09	00:12:37
Muriel JUDIC				2	21	11:31:49	11:35:25	00:03:36	17.950	59	17.841	00:05:45	00:23:32
UNAMIA DES CHAISES				3	16	13:49:14	13:54:37	00:05:23	17.238	63	17.662	00:11:08	00:33:19
Lap / preceding :00:01:49													
- CEI -				Total Riding Time: 05:34:37									
17	138	17.553	Dep.: 14:46:42	1	42	09:00:26	09:03:12	00:02:46	17.532	53	17.532	00:02:46	00:14:03
Robin CORNELY				2	28	11:39:30	11:42:57	00:03:27	17.036	55	17.288	00:06:13	00:31:04
FIDEL D'ELSSANNE				3	17	13:49:13	13:56:42	00:07:29	18.240	60	17.553	00:13:42	00:35:24
Lap / preceding :00:02:05													
- CEI -				Total Riding Time: 05:36:42									
18	164	17.185	Dep.: 14:53:54	1	39	09:00:40	09:03:00	00:02:20	17.561	58	17.561	00:02:20	00:13:51
Lisa RIOU				2	27	11:40:29	11:42:26	00:01:57	17.081	51	17.324	00:04:17	00:30:33
ZAZOU ALYF				3	18	14:01:13	14:03:54	00:02:41	16.853	56	17.185	00:06:58	00:42:36
Lap / preceding :00:07:12													
- CEI -				Total Riding Time: 05:43:54									
19	187	17.178	Dep.: 14:54:03	1	43	09:00:40	09:03:22	00:02:42	17.509	63	17.509	00:02:42	00:14:13
LIONEL MESNIER				2	29	11:39:40	11:43:25	00:03:45	16.993	55	17.254	00:06:27	00:31:32
ORMIYA LA LIZONNE				3	19	14:01:15	14:04:03	00:02:48	16.992	61	17.178	00:09:15	00:42:45
Lap / preceding :00:00:09													
- AMA - MESNIER YANNICK				Total Riding Time: 05:44:03									
20	173	17.146	Dep.: 14:54:41	1	47	09:00:29	09:04:26	00:03:57	17.359	51	17.359	00:03:57	00:15:17
Lea VOGLER				2	32	11:39:27	11:44:58	00:05:31	16.925	59	17.145	00:09:28	00:33:05
ULUS DE GALONNE				3	20	14:01:10	14:04:41	00:03:31	17.149	57	17.146	00:12:59	00:43:23
Lap / preceding :00:00:38													
- CEI -				Total Riding Time: 05:44:41									
21	142	17.139	Dep.: 14:54:50	1	35	08:59:36	09:02:11	00:02:35	17.678	59	17.678	00:02:35	00:13:02
Christophe DUPAU				2	25	11:32:03	11:37:51	00:05:48	17.637	64	17.658	00:08:23	00:25:58
ULTIMA ESPERANZA				3	21	13:51:29	14:04:50	00:13:21	15.984	52	17.139	00:21:44	00:43:32
Lap / preceding :00:00:09													
- CEI -				Total Riding Time: 05:44:50									
22	128	17.111	Dep.: 14:55:24	1	44	09:00:37	09:03:27	00:02:50	17.497	52	17.497	00:02:50	00:14:18
Noellie AUDDO				2	30	11:40:26	11:44:31	00:04:05	16.850	59	17.177	00:06:55	00:32:38
QUINGSTON				3	22	14:01:14	14:05:24	00:04:10	16.950	61	17.111	00:11:05	00:44:06
Lap / preceding :00:00:34													
- CEI -				Total Riding Time: 05:45:24									
23	189	17.108	Dep.: 14:55:27	1	45	09:01:00	09:03:57	00:02:57	17.426	58	17.426	00:02:57	00:14:48
NICOLAS MICHEL				2	33	11:40:35	11:45:51	00:05:16	16.735	62	17.084	00:08:13	00:33:58
RAGTIMEFOLIE				3	23	14:01:26	14:05:27	00:04:01	17.169	57	17.108	00:12:14	00:44:09
Lap / preceding :00:00:03													
- AMA - MICHEL NICOLAS				Total Riding Time: 05:45:27									

RANK	NUM.	AV. SPEED	NAT.	PHASE	RANK	ARRIVAL	IN TIME	RECOV. T.	PH. SPEED	BPM	AV. SPEED	TOTAL REC.	LAP/LEAD
24	172	16.718	Dep.: 15:03:31	1	46	09:00:36	09:04:00	00:03:24	17.419	63	17.419	00:03:24	00:14:51
Marine VIAL													
LILI ANKH				2	37	11:45:35	11:48:47	00:03:12	16.348	60	16.882	00:06:36	00:36:54
				3	24	14:09:41	14:13:31	00:03:50	16.327	64	16.718	00:10:26	00:52:13
Lap / preceding :00:08:04													
- CEI -												Total Riding Time: 05:53:31	
25	144	16.704	Dep.: 15:03:49	1	53	09:00:57	09:05:04	00:04:07	17.271	46	17.271	00:04:07	00:15:55
Virginie FREARD													
DI GLORIETA BINT SIDI				2	34	11:40:34	11:46:10	00:05:36	16.846	64	17.062	00:09:43	00:34:17
				3	25	14:09:38	14:13:49	00:04:11	15.885	63	16.704	00:13:54	00:52:31
Lap / preceding :00:00:18													
- CEI -												Total Riding Time: 05:53:49	
26	182	16.641	Dep.: 15:05:09	1	56	09:00:33	09:06:10	00:05:37	17.120	47	17.120	00:05:37	00:17:01
MARION CABANEL													
NIAREINE DE BOZOULS				2	39	11:45:32	11:51:01	00:05:29	16.340	59	16.732	00:11:06	00:39:08
				3	26	14:09:45	14:15:09	00:05:24	16.421	53	16.641	00:16:30	00:53:51
Lap / preceding :00:01:20													
- AMA - MEZAGRI S.A.R.L.												Total Riding Time: 05:55:09	
27	165	16.636	Dep.: 15:05:15	1	40	09:00:29	09:03:05	00:02:36	17.549	61	17.549	00:02:36	00:13:56
Marion ROHAUT													
AIGOUAL DENIA				2	36	11:39:29	11:48:35	00:09:06	16.255	56	16.896	00:11:42	00:36:42
				3	27	14:10:14	14:15:15	00:05:01	16.031	52	16.636	00:16:43	00:53:57
Lap / preceding :00:00:06													
- CEI -												Total Riding Time: 05:55:15	
28	143	16.548	Dep.: 15:07:08	1	38	09:00:18	09:02:52	00:02:34	17.580	62	17.580	00:02:34	00:13:43
Celine FERRERE													
GALAHAD IBN OUSKOUB				2	31	11:40:15	11:44:55	00:04:40	16.715	60	17.149	00:07:14	00:33:02
				3	28	14:10:17	14:17:08	00:06:51	15.238	57	16.548	00:14:05	00:55:50
Lap / preceding :00:01:53													
- CEI -												Total Riding Time: 05:57:08	
29	181	16.477	Dep.: 15:08:41	1	61	09:00:42	09:07:21	00:06:39	16.961	52	16.961	00:06:39	00:18:12
OCEANE BINET													
SAHARA LAYON				2	43	11:40:28	11:51:18	00:10:50	16.458	58	16.713	00:17:29	00:39:25
				3	29	14:09:39	14:18:41	00:09:02	15.924	63	16.477	00:26:31	00:57:23
Lap / preceding :00:01:33													
- AMA - VINCENT GEORGES												Total Riding Time: 05:58:41	
30	141	16.467	Dep.: 15:08:54	1	29	08:56:19	09:01:08	00:04:49	17.832	60	17.832	00:04:49	00:11:59
Diane DENAYER													
LAA ROYALE				2	35	11:39:28	11:48:21	00:08:53	16.036	58	16.912	00:13:42	00:36:28
				3	30	14:09:58	14:18:54	00:08:56	15.468	0	16.467	00:22:38	00:57:36
Lap / preceding :00:00:13													
- CEI -												Total Riding Time: 05:58:54	
31	124	15.913	Dep.: 15:21:24	1	54	09:00:46	09:05:11	00:04:25	17.255	56	17.255	00:04:25	00:16:02
Ralf DÜRLER													
SCALA DU FAUSSET				2	41	11:45:34	11:51:09	00:05:35	16.195	61	16.723	00:10:00	00:39:16
				3	31	14:26:35	14:31:24	00:04:49	14.220	59	15.913	00:14:49	01:10:06
Lap / preceding :00:12:30													
- CEI -												Total Riding Time: 06:11:24	
32	116	15.777	Dep.: 15:24:36	1	59	09:01:00	09:06:42	00:05:42	17.048	54	17.048	00:05:42	00:17:33
Veerle GOOSSENS													
LIMAYA EL FUTURE				2	45	11:45:37	11:53:23	00:07:46	16.103	62	16.576	00:13:28	00:41:30
				3	32	14:17:38	14:34:36	00:16:58	14.107	50	15.777	00:30:26	01:13:18
Lap / preceding :00:03:12													
- CEI -												Total Riding Time: 06:14:36	
33	132	15.730	Dep.: 15:25:43	1	68	09:11:30	09:13:39	00:02:09	16.162	49	16.162	00:02:09	00:24:30
Laurent BENOIT													
JOSEPH'S MANDORIA				2	50	11:57:36	12:00:19	00:02:43	16.105	48	16.134	00:04:52	00:48:26
				3	33	14:33:18	14:35:43	00:02:25	14.818	61	15.730	00:07:17	01:14:25
Lap / preceding :00:01:07													
- CEI -												Total Riding Time: 06:15:43	
34	174	15.672	Dep.: 15:27:07	1	37	09:00:35	09:02:32	00:01:57	17.628	64	17.628	00:01:57	00:13:23
Marion WASILEWSKI													
UXANE DU VALLOIS				2	49	11:56:29	11:59:40	00:03:11	14.876	57	16.175	00:05:08	00:47:47
				3	34	14:33:17	14:37:07	00:03:50	14.559	63	15.672	00:08:58	01:15:49
Lap / preceding :00:01:24													
- CEI -												Total Riding Time: 06:17:07	
35	184	15.482	Dep.: 15:31:44	1	69	09:11:27	09:15:58	00:04:31	15.886	53	15.886	00:04:31	00:26:49
VALERIE GERBER													
TYCHAM DU ROSTAING				2	51	11:58:11	12:01:26	00:03:15	16.259	62	16.065	00:07:46	00:49:33
				3	35	14:37:16	14:41:44	00:04:28	14.215	0	15.482	00:12:14	01:20:26
Lap / preceding :00:04:37													
- AMA - GERBER VALERIE												Total Riding Time: 06:21:44	
36	170	15.355	Dep.: 15:34:53	1	74	09:19:19	09:24:19	00:05:00	14.967	53	14.967	00:05:00	00:35:10
Sebastien VALERIO													
AINHOA PRIOLO				2	58	12:04:03	12:11:40	00:07:37	16.019	50	15.460	00:12:37	00:59:47
				3	36	14:39:43	14:44:53	00:05:10	15.104	50	15.355	00:17:47	01:23:35
Lap / preceding :00:03:09													
- CEI -												Total Riding Time: 06:24:53	

RANK	NUM.	AV. SPEED	NAT.	PHASE	RANK	ARRIVAL	IN TIME	RECOV. T.	PH. SPEED BPM	AV. SPEED	TOTAL REC.	LAP/LEAD
37	196	15.188	Dep.: 15:39:07	1	65	09:00:31	09:09:14	00:08:43	16.714	58	16.714	00:08:43 00:20:05
MARIE LIESSE UHLMANN					2	54	11:58:10	12:07:57	00:09:47	14.706	59/54	15.675 00:18:30 00:56:04
SAFRAN DU TOUNEY				9	3	14:39:38	14:49:07	00:09:29	14.113	51	15.188	00:27:59 01:27:49
Lap / preceding :00:04:14												
- AMA - LISTE ROUGE												
Total Riding Time: 06:29:07												
38	180	14.953	Dep.: 15:45:15	1	63	09:00:43	09:07:56	00:07:13	16.884	64	16.884	00:07:13 00:18:47
PHILIPPE BAUDET					2	53	11:58:09	12:07:23	00:09:14	14.629	61	15.708 00:16:27 00:55:30
KHREMLY DE LA ROCHE				11	3	14:39:37	14:55:15	00:15:38	13.373	64	14.953	00:32:05 01:33:57
Lap / preceding :00:06:08												
- AMA - BAUDET PHILIPPE												
Total Riding Time: 06:35:15												
39	155	14.899	Dep.: 15:46:40	1	73	09:11:30	09:22:56	00:11:26	15.112	47	15.112	00:11:26 00:33:47
Guillaume LOVY					2	57	12:03:56	12:09:40	00:05:44	16.097	59	15.575 00:17:10 00:57:47
GINI JOLIE				3	39	14:50:34	14:56:40	00:06:06	13.465	52	14.899	00:23:16 01:35:22
Lap / preceding :00:01:25												
- CEI -												
Total Riding Time: 06:36:40												
40	183	14.822	Dep.: 15:48:44	1	67	09:00:45	09:13:03	00:12:18	16.234	53	16.234	00:12:18 00:23:54
NICOLAS DUGUET					2	55	11:59:40	12:08:03	00:08:23	15.111	55	15.669 00:20:41 00:56:10
OPIUM ARBY				13	3	14:51:25	14:58:44	00:07:19	13.085	58	14.822	00:28:00 01:37:26
Lap / preceding :00:02:04												
- AMA - MERCIER SABRINA												
Total Riding Time: 06:38:44												
NQ	114	ME		1	32	08:57:52	09:01:53	00:04:01	17.722	55	17.722	00:04:01 00:12:44
Elisa ARNOULD					2	23	11:32:11	11:37:00	00:04:49	17.721	63	17.722 00:08:50 00:25:07
ALZIRR EWALRAID				3	ME	13:51:20	14:11:50	00:20:30	14.891	66	16.798	00:29:20 00:50:32
Lap / preceding :23:13:06												
- CEI -												
NQ	115	LA		1	51	09:00:58	09:04:56	00:03:58	17.289	50	17.289	00:03:58 00:15:47
Dirk COOLEN					2	46	11:45:37	11:54:01	00:08:24	15.804	52	16.534 00:12:22 00:42:08
VYSSOTSKI EAS				3	LA	14:17:40	14:27:23	00:09:43	15.084	54	16.087	00:22:05 01:06:05
Lap / preceding :00:15:33												
- CEI -												
NQ	121	LA		1	6	08:46:51	08:49:26	00:02:35	19.738	60	19.738	00:02:35 00:00:17
Emma ROSELL SEGURA					2	4	11:09:05	11:12:49	00:03:44	19.732	63	19.735 00:06:19 00:00:56
ANWAR RAINA				3	LA	13:18:37	13:22:30	00:03:53	19.067	64	19.537	00:10:12 00:01:12
Lap / preceding :22:55:07												
- CEI -												
NQ	122	RET		1	23	08:51:28	08:56:22	00:04:54	18.562	56	18.562	00:04:54 00:07:13
Alina HUOVINEN GARCIA					2	15	11:27:12	11:30:43	00:03:31	17.840	60	18.204 00:08:25 00:18:50
LAZIZ B				3	RET	13:45:36	13:54:07	00:08:31	16.538	48	17.688	00:16:56 00:32:49
Lap / preceding :00:31:37												
- CEI -												
NQ	123	RET		1	71	09:11:27	09:17:30	00:06:03	15.709	64	15.709	00:06:03 00:28:21
Savanja FRISSEN					2	56	11:59:39	12:08:50	00:09:11	15.533	59	15.623 00:15:14 00:56:57
ZAKHOLY'S SHADIYA				3	RET	14:39:40	14:54:02	00:14:22	13.658	54	14.999	00:29:36 01:32:44
Lap / preceding :00:59:55												
- CEI -												
NQ	125	ME		1	52	09:00:48	09:05:00	00:04:12	17.280	58	17.280	00:04:12 00:15:51
Gabriela VON FELTEN					2	41	11:40:31	11:51:09	00:10:38	16.171	64	16.723 00:14:50 00:39:16
ANTHARES				3	ME	14:19:27	14:40:32	00:21:05	13.217	88	15.531	00:35:55 01:19:14
Lap / preceding :23:46:30												
- CEI -												
NQ	129	RET		1	19	08:46:58	08:53:56	00:06:58	18.958	50	18.958	00:06:58 00:04:47
Sarah AUSSEURS RECKEL					2	24	11:28:57	11:37:11	00:08:14	16.552	57	17.708 00:15:12 00:25:18
CHET MESHAR				3	RET	13:58:11	14:04:38	00:06:27	15.914	64	17.149	00:21:39 00:43:20
Lap / preceding :23:24:06												
- CEI -												
NQ	130	LA		1	26	08:56:19	08:59:02	00:02:43	18.146	56	18.146	00:02:43 00:09:53
Nicolas BALLARIN					2	18	11:30:16	11:34:14	00:03:58	17.708	56	17.931 00:06:41 00:22:21
ZAIHANE D'ALTUS				3	LA	13:49:13	13:53:15	00:04:02	17.270	60	17.734	00:10:43 00:31:57
Lap / preceding :23:48:37												
- CEI -												
NQ	133	LA		1	18	08:46:50	08:53:54	00:07:04	18.964	56	18.964	00:07:04 00:04:45
Samuel BETTENFELD					2	12	11:10:51	11:24:14	00:13:23	18.489	66	18.730 00:20:27 00:12:21
ULANE DE TRACLIN				3	LA	13:36:43	13:44:36	00:07:53	17.038	63	18.207	00:28:20 00:23:18
Lap / preceding :23:51:21												
- CEI -												

RANK	NUM.	AV. SPEED	NAT.	PHASE	RANK	ARRIVAL	IN TIME	RECOV. T.	PH. SPEED	BPM	AV. SPEED	TOTAL REC.	LAP/LEAD	
NQ	146	LA		1	3	08:47:53	08:49:14	00:01:21	19.774	53	19.774	00:01:21	00:00:05	
Laetitia GONCALVES				2	3	11:10:50	11:12:35	00:01:45	19.739	63	19.757	00:03:06	00:00:42	
MAIMA DE PIBOUL				3	LA	13:18:36	13:20:53	00:02:17	19.366	61	19.642	00:05:23	23:59:35	
Lap / preceding :23:36:17														
- CEI -														
NQ	150	LA		1	24	08:51:31	08:58:49	00:07:18	18.179	53	18.179	00:07:18	00:09:40	
Jean Marc LAFFERRIERE				2	26	11:29:18	11:38:35	00:09:17	17.033	64	17.604	00:16:35	00:26:42	
SKUD DE GARGASSAN				3	LA	14:01:17	14:15:19	00:14:02	14.649	62	16.633	00:30:37	00:54:01	
Lap / preceding :00:54:26														
- CEI -														
NQ	158	LA		1	57	09:00:33	09:06:13	00:05:40	17.113	60	17.113	00:05:40	00:17:04	
Christophe NOGUEIRA				2	40	11:45:33	11:51:05	00:05:32	16.337	58	16.728	00:11:12	00:39:12	
UNE DU CAMBOU				3	LA	14:09:44	14:15:11	00:05:27	16.427	51	16.639	00:16:39	00:53:53	
Lap / preceding :23:59:52														
- CEI -														
NQ	161	ME		1	49	09:00:32	09:04:47	00:04:15	17.310	64	17.310	00:04:15	00:15:38	
Sylvain PONT				2	44	11:40:26	11:53:00	00:12:34	15.911	60	16.601	00:16:49	00:41:07	
UMZA TIME DE LURIECQ				3	ME	14:18:52	14:36:56	00:18:04	13.798	67	15.679	00:34:53	01:15:38	
Lap / preceding :00:21:45														
- CEI -														
NQ	167	LA		1	9	08:47:12	08:50:15	00:03:03	19.592	62	19.592	00:03:03	00:01:06	
Ludovic SAROUL				2	10	11:09:26	11:17:58	00:08:32	18.939	56	19.269	00:11:35	00:06:05	
MIKA DE LA MOLE				3	LA	13:18:40	13:27:05	00:08:25	19.188	60	19.246	00:20:00	00:05:47	
Lap / preceding :22:50:09														
- CEI -														
NQ	190	LA		1	57	09:00:27	09:06:13	00:05:46	17.113	47	17.113	00:05:46	00:17:04	
IRIS MONTET				2	38	11:45:31	11:50:59	00:05:28	16.351	56	16.734	00:11:14	00:39:06	
SAIKA				9	3	LA	14:09:43	14:15:07	00:05:24	16.421	50	16.642	00:16:38	00:53:49
Lap / preceding :00:48:02														
- AMA - MONTET IRIS														
NQ	192	LA		1	70	09:11:32	09:17:04	00:05:32	15.759	53	15.759	00:05:32	00:27:55	
LEONARD PERTHUISOT				2	52	11:58:14	12:05:43	00:07:29	15.857	59	15.806	00:13:01	00:53:50	
EL CHERIF D'AZAT				11	3	LA	14:37:16	14:48:38	00:11:22	13.912	60	15.207	00:24:23	01:27:20
Lap / preceding :00:33:31														
- AMA - PERTHUISOT LEONARD														
NQ	193	LA		1	66	09:01:04	09:12:41	00:11:37	16.279	59	16.279	00:11:37	00:23:32	
ELISE PILLANT				2	59	11:57:37	12:16:25	00:18:48	14.193	60/54	15.194	00:30:25	01:04:32	
TACSO				8	3	LA	14:50:34	15:11:28	00:20:54	12.662	63	14.363	00:51:19	01:50:10
Lap / preceding :00:22:50														
- AMA - PILLANT ELISE														
NQ	194	RET		1	60	09:00:41	09:07:16	00:06:35	16.972	46	16.972	00:06:35	00:18:07	
MATHILDE PLANCHARD				2	47	11:40:28	11:56:01	00:15:33	15.845	61	16.405	00:22:08	00:44:08	
ZEBDA DES GREZETTES				8	3	RET	14:18:53	14:35:21	00:16:28	14.330	61	15.745	00:38:36	01:14:03
Lap / preceding :23:23:53														
- AMA - VINCENT GEORGES														
NQ	195	OT		1	62	09:00:30	09:07:26	00:06:56	16.950	53	16.950	00:06:56	00:18:17	
CELINE OUTIN				2	48	11:45:35	11:56:08	00:10:33	15.851	62	16.398	00:17:29	00:44:15	
TELQUEL DU RIEUSSEC				8	3	OT	14:17:40	14:40:14	00:22:34	13.779	64	15.543	00:40:03	01:18:56
Lap / preceding :00:04:53														
- AMA - OUTIN CELINE														
NQ	102	LA		1	1	08:46:56	08:49:09	00:02:13	19.789	54	19.789	00:02:13	00:00:00	
Mohammed Hilal AL KHATRI				2	LA	11:09:01	11:11:46	00:02:45	19.880	57	19.833	00:04:58	23:59:53	
DURANCES DANCER														
Lap / preceding :21:11:32														
- CEI -														
NQ	111	ME		1	21	08:46:56	08:54:01	00:07:05	18.945	59	18.945	00:07:05	00:04:52	
Ali Mohammed ABDULRAHMAN MOHAMM				2	ME	11:10:51	11:22:32	00:11:41	18.799	64	18.874	00:18:46	00:10:39	
TAM TAM DE L'ILE														
Lap / preceding :00:10:46														
- CEI -														
NQ	120	LA		1	1	08:47:03	08:49:09	00:02:06	19.789	60	19.789	00:02:06	00:00:00	
Alex LUQUE MORAL				2	LA	11:09:28	11:12:26	00:02:58	19.752	56	19.771	00:05:04	00:00:33	
SURENA MB														
Lap / preceding :23:49:54														
- CEI -														

RANK	NUM.	AV. SPEED	NAT.	PHASE	RANK	ARRIVAL	IN TIME	RECOV. T.	PH. SPEED	BPM	AV. SPEED	TOTAL REC.	LAP/LEAD
NQ	126	ME		1	41	09:00:39	09:03:10	00:02:31	17.537	60	17.537	00:02:31	00:14:01
Alisson ARMAGNAC													
SOCKIT TO ME ZELL													
Lap / preceding :00:52:25													
- CEI -													
NQ	136	LA		1	31	08:57:14	09:01:51	00:04:37	17.727	54	17.727	00:04:37	00:12:42
Aurelie CIARAVOLA													
LIAM DE TENSONNIVES													
Lap / preceding :23:36:59													
- CEI -													
NQ	137	OT		1	16	08:46:50	08:52:29	00:05:39	19.203	59	19.203	00:05:39	00:03:20
Julie COLMART													
PENELOPE DE CHARRETIS													
Lap / preceding :23:49:53													
- CEI -													
NQ	145	RET		1	72	09:11:30	09:17:34	00:06:04	15.701	46	15.701	00:06:04	00:28:25
Melisa HUIJSMAN													
SHATRANJ AKHDHAR													
Lap / preceding :00:37:03													
- CEI -													
NQ	147	RET		1	20	08:51:28	08:53:57	00:02:29	18.956	56	18.956	00:02:29	00:04:48
Adele GRANET													
ULYSSE DE PERIGNEUX													
Lap / preceding :23:25:14													
- CEI -													
NQ	153	LA		1	64	09:05:09	09:09:03	00:03:54	16.738	53	16.738	00:03:54	00:19:54
Denis LE GUILLOU													
ROLYESIK ARMOR													
Lap / preceding :00:08:49													
- CEI -													
NQ	157	RET		1	48	08:59:36	09:04:43	00:05:07	17.319	48	17.319	00:05:07	00:15:34
Caroline MEURANT													
KHADIM DU BOULVE													
Lap / preceding :23:56:32													
- CEI -													
NQ	162	LA		1	10	08:46:14	08:50:18	00:04:04	19.583	61	19.583	00:04:04	00:01:09
Valerie PUECHMAILLE													
TLEMLEM DE TENSONNIVES													
Lap / preceding :23:39:59													
- CEI -													
NQ	166	LA		1	28	08:58:20	09:00:20	00:02:00	17.950	63	17.950	00:02:00	00:11:11
Elodie ROUSSEL													
URAMOHA DES EYMES													
Lap / preceding :00:16:15													
- CEI -													
NQ	168	RET		1	50	09:00:32	09:04:48	00:04:16	17.308	49	17.308	00:04:16	00:15:39
Melody THEOLISSAT													
TARIK EL GAMASSI													
Lap / preceding :00:07:48													
- CEI -													
NQ	186	RET		1	13	08:47:01	08:51:01	00:04:00	19.457	48	19.457	00:04:00	00:01:52
SIDWELL LE BRIS													
KEPHREN AR MENEZ													
Lap / preceding :23:35:24													
- AMA - LE BRIS MICHEL													
NQ	119	LA		1	LA	08:51:30	08:55:24	00:03:54	18.718	64	18.718	00:03:54	00:06:15
Luis Maikel CUBAS ACOSTA													
AGUIA DO INQUISIDOR													
Lap / preceding :22:16:37													
- CEI -													
NQ	135	LA		1	LA		09:14:57		16.006	40	16.006	00:03:54	00:25:48
Perrine CAMPANINI													
SYRIANAH D'EMMARE													
Lap / preceding :00:19:33													
- CEI -													

RANK	NUM.	AV. SPEED	NAT.	PHASE	RANK	ARRIVAL	IN TIME	RECOV. T.	PH. SPEED	BPM	AV. SPEED	TOTAL REC.	LAP/LEAD
NQ	151	LA		1	LA	09:00:29	09:04:14	00:03:45	17.387	60	17.387	00:03:45	00:15:05
Emilie LAMBERT 													
SAHOURE D'AURIERES													
Lap / preceding :23:49:17													
- CEI -													
NQ	160	LA		1	LA	09:11:29	09:22:53	00:11:24	15.117	56	15.117	00:11:24	00:33:44
Frederic PETREQUIN 													
TANAO													
Lap / preceding :00:18:39													
- CEI -													
NQ	169	RET		1	RET	09:19:20	09:24:14	00:04:54	14.976	46	14.976	00:04:54	00:35:05
Alice VALERIO 													
AINHOA SHAAYA													
Lap / preceding :00:01:21													
- CEI -													
NQ	188	ME		1	ME	09:00:47	09:24:51	00:24:04	14.912	88	14.912	00:24:04	00:35:42
ALEXIS MICHEL 													
SIRENE DE LA DIVES 9													
Lap / preceding :00:00:37													
- AMA - MICHEL ALEXIS													
NQ	191	LA		1	55	09:00:42	09:06:01	00:05:19	17.141	56	17.141	00:05:19	00:16:52
LUCAS NOUGIER 													
BA'KHETATON 12													
Lap / preceding :23:41:10													
- AMA - ELEVAGE DE L'ENCLOS S.C.E.A.													

WD=Withdrawn, RET=Retired, DSQ=Disqualified, FNR=Finished not ranked, LA=Lame, MI=Minor injury, CI=Catastrophic injury, ME=Metabolic, ME-TR=Metabolic invasive treatment, OT=Out of time, FTC: Failed to complete

